



Club Health Assessment for District 202 D through November 2025

			Status	Membership					Reports				Finance		LCIF	
Club Number	Club Name	Charter Date	Times in Status Quo in Past 2 Years	Current Member Count **	YTD Members Added	YTD Members Dropped	YTD Net Growth% ***	Member Count 1 Year Ago	Dropped Members Avg.Length of Service	Months Since Membership Update	Current Officers Reported ****	Current President Repeated Term	VP Reported *****	Last Date Reported Service (mm/yyyy)	Account Balance	YTD Donations
Clubs less than two years old																
182564	Hawera	06/03/2025	Active	22	1	0	4.76%	0		4	Y	2	N	09/2025		
Clubs more than two years old																
23244	ASHHURST POHANGINA	10/26/1971	Active	22	0	0	0.00%	22		5	Y	6		07/2025		
23245	BELL BLOCK AND DISTRICTS	05/17/1972	Active	21	3	4	-4.55%	23	24	1	Y		N	05/2025		\$298.09
	Exc Award (06/30/2016)															
31079	COLYTON-BUNNYTHORPE	07/10/1975	Active	39	0	0	0.00%	40		4	Y			11/2025		
	Exc Award (06/30/2016, 06/30/2017, 06/30/2018)															
23247	ELTHAM	10/13/1970	Active	43	4	0	10.26%	41		0	Y		N	10/2025		\$242.88
	Exc Award (06/30/2016, 06/30/2017, 06/30/2022, 06/30/2023)															
23248	FEILDING	12/14/1961	Active	36	2	0	5.88%	36		4	Y			02/2023		\$592.01
34474	FEILDING MANCHESTER	09/20/1977	Active	21	0	4	-16.00%	31	26	0	Y	2		06/2025		
23249	FOXTON	12/16/1965	Active	15	3	0	25.00%	10		1	Y		R	10/2025		
	Exc Award (06/30/2017)															
53041	FOXTON TE AWAHOU	05/01/1992	Active	17	1	1	0.00%	19	5	0	N	None	R	11/2025		
52903	HAWERA MT VIEW	04/21/1992	Active	27	1	1	0.00%	28	42	2	Y		N	11/2025		
23251	HUNTERVILLE	05/15/1967	Active	33	1	1	0.00%	33	33	0	Y			07/2025		
23252	INGLEWOOD	05/02/1967	Active	40	7	0	21.21%	35		1	Y		N	10/2025		
	Exc Award (06/30/2018, 06/30/2023, 06/30/2024)															
23253	KAIRANGA	06/15/1973	Active	40	0	2	-4.76%	43	5	0	Y		N	11/2025		
	Exc Award (06/30/2017, 06/30/2018, 06/30/2024)															
23255	KAPONGA	03/29/1972	Active	35	2	1	2.94%	32	48	1	Y		N	11/2025		\$200.00
	Exc Award (06/30/2018, 06/30/2023)															
23259	MARTON	03/24/1964	Active	23	0	3	-11.54%	25	11	1	Y	2		09/2025		
141620	New Plymouth Central	06/20/2020	Active	33	3	1	6.45%	27	8	2	Y			09/2025		\$293.26
	Exc Award (06/30/2021, 06/30/2022, 06/30/2023)															
41211	NEW PLYMOUTH PAKEKE	04/02/1982	Active	40	1	2	-2.44%	36	10	2	Y			11/2025		



Club Health Assessment for District 202 D through November 2025

			Status	Membership						Reports				Finance	LCIF	
Club Number	Club Name	Charter Date	Times in Status Quo in Past 2 Years	Current Member Count **	YTD Members Added	YTD Members Dropped	YTD Net Growth% ***	Member Count 1 Year Ago	Dropped Members Avg.Length of Service	Months Since Membership Update	Current Officers Reported ****	Current President Repeated Term	VP Reported *****	Last Date Reported Service (mm/yyyy)	Account Balance	YTD Donations
Exc Award (06/30/2021)																
36405	NORMANBY & DISTRICTS L C	12/20/1978	Active	33	1	0	3.13%	34		4	Y	2	N	09/2025		\$236.81
Exc Award (06/30/2016, 06/30/2017, 06/30/2022, 06/30/2023)																
23263	OKATO	05/10/1970	Active	16	0	2	-11.11%	17	42	1	N	3		11/2025		
23264	OPUNAKE	10/10/1968	Active	47	0	1	-2.08%	63	24	3	Y		N	03/2025		
Exc Award (06/30/2020, 06/30/2024)																
52904	OPUNAKE LAKESIDE	04/20/1992	Active	10	0	0	0.00%	12		9	Y			02/2025		
156492	Palmerston North Clearview Park	11/02/2023	Active	24	1	1	0.00%	24	6	0	Y		N	10/2025		
Exc Award (06/30/2024)																
31171	PALMERSTON NORTH FITZHERBERT	09/08/1975	Active	21	2	1	5.00%	23	8	0	Y		N	10/2025	90+ Days	
Exc Award (06/30/2024)																
53495	PALMERSTON NORTH HEARTLAND	07/01/1992	Active	33	0	3	-8.33%	41	18	1	Y			10/2025		\$213.43
Exc Award (06/30/2016, 06/30/2019, 06/30/2020)																
23269	PALMERSTON NORTH MID DISTRICT	10/22/1968	Active	55	5	4	1.85%	52	24	0	Y		N	07/2025		\$287.54
Exc Award (06/30/2020)																
48732	PALMERSTON NORTH PAPAIOEA ROSE CITY	06/22/1988	Active	17	2	0	13.33%	18		4	Y	2		11/2025		
Exc Award (06/30/2020)																
23270	PATEA	09/30/1969	Active	9	1	1	0.00%	11	4	0	Y			11/2025		
23273	RONGOTE A & DISTRICT	07/03/1968	Active	47	0	0	0.00%	48		5	Y		N	06/2025		
Exc Award (06/30/2016)																
23274	RUAPEHU LIONS CLUB	08/18/1965	Active	18	4	2	12.50%	16	1	2	Y			11/2025	90+ Days	\$605.92
23276	STRATFORD	11/29/1962	Active	48	1	1	0.00%	45	37	0	Y	2	N	11/2025		\$596.18
Exc Award (06/30/2022, 06/30/2023, 06/30/2024)																
34690	TOKO & DISTRICTS L C	11/29/1977	Active	36	0	1	-2.70%	38	2	3	Y		N	04/2025		
Exc Award (06/30/2019, 06/30/2023)																
23282	WAITARA	12/07/1966	P- Active	2	0	1	-33.33%	9	9	5	N	None		03/2025		
Exc Award (06/30/2016)																
23283	WANGANUI L C	08/22/1961	Active	20	1	2	-4.76%	21	31	2	Y	4		09/2025		
23285	WAVERLEY	04/06/1967	Active	21	2	1	5.00%	25	45	0	Y			11/2023		



Club Health Assessment for District 202 D through November 2025

INTERNATIONAL

						Status		Membership					Reports				Finance		LCIF	
						Times in Status Quo in Past 2 Years		Current Member Count **	YTD Members Added	YTD Members Dropped	YTD Net Growth***	Member Count 1 Year Ago	Dropped Members Avg.Length of Service	Months Since Membership Update	Current Officers Reported ****	Current President Repeated Term	VP Reported *****	Last Date Reported Service (mm/yyyy)	Account Balance	YTD Donations
Club Number	Club Name		Charter Date																	
Current Total Clubs Count	YTD New Clubs Count	YTD Cancelled Clubs Count	YTD Net Club Gain	Current Total Members Count	YTD Add	YTD Drop	YTD Net Growth %	Member Count 12 Months Ago	Average Member Count Per Club	% of Clubs with less than 20 members	% No Officer Report in 12 Months	% of Clubs with balance 90+ days	Number of Clubs in Status Quo	% Status Quo Clubs in Financial Suspension	Number of Cancelled Clubs	Average Cancelled Club Age	Members Lost Due to Cancellation	% of Clubs Cancelled for Non-Financial Reasons		
34	0	0	0	964	49	41	8	0.84%	978	28	24%	0%	6%	0	0%	0	0	0	0%	

* - P - Priority Club. Cancellation Reasons: 1-Objectives/conduct, 2-Non-active club, 5-Non-existing club, 6-Disbanding, 7-Merger, 8-Financial Suspension, 9-District/Multiple District Dues.

** Red denotes below 15 active members.


*** Red denotes 20% + loss.

**** Y - all 3 (President, Secretary, Treasurer) club officers reported, N - not all 3 reported.

***** Abbreviation: N-New, IP-Immediate Past, R-Repeat.



Club Health Assessment for District 202 E through November 2025

			Status	Membership					Reports				Finance	LCIF		
Club Number	Club Name	Charter Date	Times in Status Quo in Past 2 Years	Current Member Count **	YTD Members Added	YTD Members Dropped	YTD Net Growth% ***	Member Count 1 Year Ago	Dropped Members Avg.Length of Service	Months Since Membership Update	Current Officers Reported ****	Current President Repeated Term	VP Reported *****	Last Date Reported Service (mm/yyyy)	Account Balance	YTD Donations
Clubs more than two years old																
43105	AHAURA GREY VALLEY	10/18/1983	Active	16	0	0	0.00%	16		20	N	None		08/2023		
23286	AKAROA AND BAYS L C	12/29/1971	Active	45	0	3	-6.25%	43	26	2	N	None		04/2022		
Exc Award (06/30/2016, 06/30/2017)																
35627	AMBERLEY DISTRICT L C	05/02/1978	Active	30	0	7	-18.92%	41	20	0	N	None		06/2025		
Exc Award (06/30/2019)																
23287	AMURI	06/29/1972	Active	29	0	0	0.00%	28		2	Y		N	11/2025	90+ Days	
53205	Beavertown Blenheim	06/01/1992	Active	27	1	1	0.00%	28	37	1	Y	5	N	10/2025		
Exc Award (06/30/2016, 06/30/2018, 06/30/2020)																
23289	BLENHEIM	02/25/1963	Active	61	5	3	3.39%	64	4	0	Y		N	11/2025		\$2,960.07
Exc Award (06/30/2017, 06/30/2018, 06/30/2020, 06/30/2022, 06/30/2024)																
23290	CHEVIOT	12/04/1968	Active	22	1	2	-4.35%	22	4	0	Y	2	R	01/2023		\$134.90
59866	CHRISTCHURCH CHINESE	07/16/1997	Active	31	2	3	-3.13%	30	1	3	Y	2	N	02/2025		
Exc Award (06/30/2025)																
66350	CHRISTCHURCH CITY BREAKFAST	06/28/2002	Active	8	1	0	14.29%	7		1	Y	2	R	11/2025		\$84.83
Exc Award (06/30/2019)																
23291	CHRISTCHURCH HOST	09/30/1959	Active	14	0	0	0.00%	14		17	Y			10/2025		
Exc Award (06/30/2016)																
53121	CHRISTCHURCH PEGASUS	05/18/1992	Active	10	1	0	11.11%	10		1	Y	2		10/2025		
23293	Christchurch South Ferrymead	02/02/1966	Active	16	1	3	-11.11%	15	2	2	N			11/2025		
23295	ELLESMERE	02/12/1970	Active	66	1	0	1.54%	65		4	Y		N	07/2025		
Exc Award (06/30/2016)																
40323	GLENMARK	08/28/1981	Active	33	3	2	3.13%	33	0	0	Y		N	11/2025	90+ Days	
23315	GOLDEN BAY	08/25/1964	Active	24	2	2	0.00%	27	22	0	Y		N	02/2023		
Exc Award (06/30/2016, 06/30/2020)																
23298	GREYMOUTH	09/21/1963	Active	23	0	3	-11.54%	27	15	0	Y	3	N	10/2022		\$153.92
35628	HALSWELL DISTRICT L C	05/12/1978	Active	32	2	0	6.67%	28		0	Y	4	R	05/2024	90+ Days	
Exc Award (06/30/2017, 06/30/2022)																
43107	HANMER SPRINGS	10/18/1983	Active	9	0	0	0.00%	11		6	N	None		05/2025		



Club Health Assessment for District 202 E through November 2025

			Status	Membership						Reports				Finance		LCIF	
Club Number	Club Name	Charter Date	Times in Status Quo in Past 2 Years	Current Member Count **	YTD Members Added	YTD Members Dropped	YTD Net Growth% ***	Member Count 1 Year Ago	Dropped Members Avg.Length of Service	Months Since Membership Update	Current Officers Reported ****	Current President Repeated Term	VP Reported *****	Last Date Reported Service (mm/yyyy)	Account Balance	YTD Donations	
23299	HAVELOCK	02/08/1966	Active	28	1	1	0.00%	26	11	0	Y	2	N	11/2025		\$234.20	
	Exc Award (06/30/2017, 06/30/2019, 06/30/2021, 06/30/2025)																
33579	HAWARDEN WAIKARI	03/29/1977	Active	32	2	0	6.67%	30		3	Y		R	07/2025			
	Exc Award (06/30/2016, 06/30/2019)																
23300	HOKITIKA	10/05/1965	Active	9	0	0	0.00%	9		5	Y	3	N	10/2023			
	Exc Award (06/30/2016, 06/30/2022)																
23301	KAIKOURA	08/31/1964	Active	31	1	0	3.33%	31		2	Y		N	11/2025			
	Exc Award (06/30/2016, 06/30/2019, 06/30/2022, 06/30/2023, 06/30/2024)																
52305	KAIKOURA SEAWARD	12/19/1991	Active	35	2	1	2.94%	35	4	1	Y			11/2025			\$290.33
	Exc Award (06/30/2017, 06/30/2019, 06/30/2021, 06/30/2023, 06/30/2024)																
23303	MALVERN	09/07/1971	Active	54	1	1	0.00%	55	1	0	Y		N	11/2025			
	Exc Award (06/30/2016, 06/30/2019)																
23305	MOTUEKA	02/27/1964	Active	23	3	2	4.55%	24	1	0	Y	3		08/2025			
	Exc Award (06/30/2016)																
23306	NELSON HOST	11/21/1962	Active	32	3	0	10.34%	31		2	Y	3	R	10/2025			
	Exc Award (06/30/2016, 06/30/2023)																
145142	Nelson Lioness	03/01/2021	Cancelled(6*)	0	0	0	0.00%	18		5	N	None		05/2025			
	Exc Award (06/30/2023)																
23307	NEW BRIGHTON	09/09/1963	Active	25	3	1	8.70%	21	30	0	Y		R	11/2025		\$339.14	
	Exc Award (06/30/2016, 06/30/2018, 06/30/2023)																
37529	OXFORD & DISTRICTS L C	09/05/1979	Active	47	2	1	2.17%	45	32	0	Y		N	08/2025			
	Exc Award (06/30/2020, 06/30/2023, 06/30/2025)																
23308	PICTON	12/02/1965	Active	23	0	0	0.00%	24		7	N			01/2023			
	Exc Award (06/30/2020, 06/30/2021)																
23309	RANGIORA	07/04/1963	Active	31	1	0	3.33%	32		0	Y	2	R	09/2025		\$1,000.00	
	Exc Award (06/30/2019)																
145141	Rangiora Lioness	03/01/2021	Active	6	0	0	0.00%	9		5	N			03/2025			
23310	RENWICK	09/21/1970	Active	11	0	1	-8.33%	16	3	4	Y			06/2024			
23311	RICHMOND	11/06/1968	Active	24	1	0	4.35%	19		4	Y	2	R	07/2025	90+ Days		
	Exc Award (06/30/2019, 06/30/2024)																



Club Health Assessment for District 202 E through November 2025

			Status	Membership						Reports				Finance	LCIF	
Club Number	Club Name	Charter Date	Times in Status Quo in Past 2 Years	Current Member Count **	YTD Members Added	YTD Members Dropped	YTD Net Growth% ***	Member Count 1 Year Ago	Dropped Members Avg.Length of Service	Months Since Membership Update	Current Officers Reported ****	Current President Repeated Term	VP Reported *****	Last Date Reported Service (mm/yyyy)	Account Balance	YTD Donations
35496	ROLLESTON & DISTRICTS	04/27/1978	Active	41	1	4	-6.82%	40	3	0	Y		N	08/2025	90+ Days	\$1,000.00
	Exc Award (06/30/2016, 06/30/2018, 06/30/2024)															
23312	SEDDON	09/08/1970	Active	39	2	0	5.41%	37		3	Y		N	11/2025		\$596.18
	Exc Award (06/30/2020, 06/30/2024)															
65303	SELWYN	05/15/2002	Active	29	5	1	16.00%	24	0	0	Y		N	10/2025		\$287.54
	Exc Award (06/30/2016, 06/30/2018, 06/30/2024)															
23320	WIGRAM	11/20/1972	Active	51	8	5	6.25%	48	12	0	Y		N	11/2025		
	Exc Award (06/30/2017, 06/30/2018, 06/30/2022)															
45012	WOODEND PEGASUS	05/08/1985	Active	17	3	5	-10.53%	12	11	0	Y		N	05/2025		
	Exc Award (06/30/2022)															

Clubs Cancelled Previous Fiscal Year – Clubs Cancelled within last 12 months may be reinstated

Club Number	Club Name	Charter Date	Current Status*	Cancellation Date
33893	CHRISTCHURCH FERRYMEAD	05/12/1977	Cancelled(7*)	05/29/2025
48874	CHRISTCHURCH SEAVIEW	08/26/1988	Cancelled(6*)	08/29/2024

Current Total Clubs Count	YTD New Clubs Count	YTD Cancelled Clubs Count	YTD Net Club Gain	Current Total Members Count	YTD Add	YTD Drop	YTD Net Growth	YTD Net Growth %	Member Count 12 Months Ago	Average Member Count Per Club	% of Clubs with less than 20 members	% No Officer Report in 12 Months	% of Clubs with balance 90+ days	Number of Clubs in Status Quo	% Status Quo Clubs in Financial Suspension	Number of Cancelled Clubs	Average Cancelled Club Age	Members Lost Due to Cancellation	% of Clubs Cancelled for Non-Financial Reasons
38	0	1	-1	1,084	59	52	7	0.65%	1,095	29	26%	0%	13%	0	0%	1	88	0	100%

* - P - Priority Club. Cancellation Reasons: 1-Objectives/conduct, 2-Non-active club, 5-Non-existing club, 6-Disbanding, 7-Merger, 8-Financial Suspension, 9-District/Multiple District Dues.

** Red denotes below 15 active members.

*** Red denotes 20% + loss.

**** Y - all 3 (President, Secretary, Treasurer) club officers reported, N - not all 3 reported.

***** Abbreviation: N-New, IP-Immediate Past, R-Repeat.



Club Health Assessment for District 202 F through November 2025

			Status	Membership						Reports				Finance		LCIF
Club Number	Club Name	Charter Date	Times in Status Quo in Past 2 Years	Current Member Count **	YTD Members Added	YTD Members Dropped	YTD Net Growth% ***	Member Count 1 Year Ago	Dropped Members Avg.Length of Service	Months Since Membership Update	Current Officers Reported ****	Current President Repeated Term	VP Reported *****	Last Date Reported Service (mm/yyyy)	Account Balance	YTD Donations
Clubs more than two years old																
23321	ALEXANDRA	04/05/1967	Active	43	5	1	10.26%	37	1	0	Y	3	R	09/2025		
136199	Balclutha	08/30/2018	Active	6	0	0	0.00%	6		5	Y			10/2025		
55021	BALCLUTHA CLUTHA VALLEY	11/03/1993	Active	32	0	0	0.00%	32		17	Y			04/2023		
36498	BALFOUR	01/23/1979	Active	26	0	1	-3.70%	28	42	3	Y		N	09/2025		
23324	CLINTON	11/08/1967	Active	39	0	0	0.00%	44		8	Y			05/2019		
122433	Clyde & Districts	06/16/2014	Active	35	0	1	-2.78%	38	4	2	Y	2	R	10/2025		
23325	CROMWELL	06/10/1969	Active	69	2	2	0.00%	72	10	0	Y		R	09/2025		
53901	CROMWELL LAKE DUNSTAN	12/15/1992	Active	26	1	0	4.00%	26		3	Y			11/2025		\$447.14
53928	GORE HOKONUI	12/22/1992	Active	30	4	2	7.14%	31	22	0	Y		R	11/2025		
23330	GORE HOST	04/30/1963	Active	22	1	1	0.00%	22	11	0	Y	2		11/2025		
45183	GORE PAKEKE	06/13/1985	Active	47	2	0	4.44%	45		4	Y	2	R	10/2025		\$596.18
53464	GORE RIVER VALLEY	06/29/1992	Active	48	0	1	-2.04%	49	11	4	Y			11/2025		
Exc Award (06/30/2016, 06/30/2022)																
54474	INVERCARGILL CENTRAL	05/17/1993	Active	21	1	0	5.00%	20		1	Y	9		09/2025		\$86.26
23335	LAWRENCE	07/14/1971	Active	39	1	0	2.63%	37		1	Y		N	11/2025		\$177.60
23336	LUMSDEN	10/07/1964	Active	12	4	0	50.00%	13		1	Y		N	09/2025		\$59.62
23337	MAKAREWA	11/14/1967	Active(1)	16	1	1	0.00%	16	47	2	N	3		04/2024	90+ Days	
23338	MANIOTOTO	02/23/1964	Active	49	0	0	0.00%	50		2	Y			06/2025		
23339	MATAURA	02/12/1969	Active	8	0	3	-27.27%	12	13	0	Y			09/2025		
Exc Award (06/30/2023)																
23342	MOSSBURN	12/21/1972	Active	17	2	2	0.00%	17	23	0	Y			10/2025		
23344	OHAI NIGHTCAPS L C	07/24/1968	Active	13	0	1	-7.14%	14	3	0	Y			11/2025		\$86.26
33244	OMAKAU DISTRICTS	01/07/1977	Active	18	0	0	0.00%	17		6	Y	2	R	04/2024		
23346	OWAKA	04/25/1972	Active	38	0	0	0.00%	38		6	Y		N	05/2022		
23349	QUEENSTOWN	11/24/1970	Active	27	1	2	-3.57%	30	17	1	N	2		06/2025		
31134	RIVERSDALE	08/15/1975	Active	32	0	0	0.00%	32		16	Y		N	10/2025		
23350	RIVERTON	10/19/1965	Active	40	1	1	0.00%	42	0	2	Y		N	10/2025		



Club Health Assessment for District 202 F through November 2025

INTERNATIONAL

			Status	Membership						Reports				Finance	LCIF	
Club Number	Club Name	Charter Date	Times in Status Quo in Past 2 Years	Current Member Count **	YTD Members Added	YTD Members Dropped	YTD Net Growth% ***	Member Count 1 Year Ago	Dropped Members Avg.Length of Service	Months Since Membership Update	Current Officers Reported ****	Current President Repeated Term	VP Reported *****	Last Date Reported Service (mm/yyyy)	Account Balance	YTD Donations
23351	ROXBURGH & DISTRICT L C	06/02/1971	Active	23	1	1	0.00%	22	2	1	Y	4	N	10/2025		
23353	TE ANAU	10/05/1964	Active	19	0	0	0.00%	20		9	Y			01/2025		
54552	TE ANAU KEPLER	06/03/1993	Active	10	0	0	0.00%	10		12	Y		IP	06/2025		\$119.24
37379	TOI TOIS L C	06/27/1979	Active	47	0	0	0.00%	48		5	Y	2	R	10/2025		
23354	TUATAPERE	03/15/1965	Active	36	0	0	0.00%	36		17	Y		N	10/2025		
122414	Waihopai City	06/11/2014	Active	29	4	2	7.41%	24	1	2	Y		R	11/2025		\$1,579.31
23355	WAIKIWI	05/28/1968	Active	16	1	0	6.67%	14		3	Y		N	09/2025		\$528.74
29889	WANAKA & DISTRICTS	10/31/1974	Active	35	4	2	6.06%	34	16	2	Y		N	01/2025		\$234.61
54300	WANAKA UPPER CLUTHA	03/31/1993	Active	41	5	1	10.81%	36	3	1	Y		N	11/2025		
Exc Award (06/30/2018)																
23357	WEST OTAGO L C	05/02/1968	Active	48	0	2	-4.00%	48	1	0	Y		N	11/2025	90+ Days	
23358	WINTON	10/21/1964	Active	32	0	1	-3.03%	33	16	1	Y		N	11/2025		\$1,041.17
23359	WYNDHAM	10/20/1965	Active	22	0	0	0.00%	23		5	Y	2	N	10/2025		\$175.96
54408	WYNDHAM PIONEER	04/29/1993	Active	17	0	3	-15.00%	22	40	4	Y		N	10/2025		

Clubs Cancelled Previous Fiscal Year – Clubs Cancelled within last 12 months may be reinstated

Club Number	Club Name	Charter Date	Current Status*	Cancellation Date
53890	ALEXANDRA DUNSTAN	12/09/1992	Cancelled(6*)	09/29/2024
23332	INVERCARGILL HOST	05/14/1962	Cancelled(6*)	08/29/2024
23352	STEWART ISLAND L C	03/21/1969	Cancelled(8*)	06/29/2025

Current Total Clubs Count	YTD New Clubs Count	YTD Cancelled Clubs Count	YTD Net Club Gain	Current Total Members Count	YTD Add	YTD Drop	YTD Net Growth	YTD Net Growth %	Member Count 12 Months Ago	Average Member Count Per Club	% of Clubs with less than 20 members	% No Officer Report in 12 Months	% of Clubs with balance 90+ days	Number of Clubs in Status Quo	% Status Quo Clubs in Financial Suspension	Number of Cancelled Clubs	Average Cancelled Club Age	Members Lost Due to Cancellation	% of Clubs Cancelled for Non-Financial Reasons
38	0	0	0	1,128	41	31	10	0.89%	1,138	30	29%	0%	5%	0	0%	0	0	0	0%

* - P - Priority Club. Cancellation Reasons: 1-Objectives/conduct, 2-Non-active club, 5-Non-existing club, 6-Disbanding, 7-Merger, 8-Financial Suspension, 9-District/Multiple District Dues.

** Red denotes below 15 active members.

*** Red denotes 20% + loss.

**** Y - all 3 (President, Secretary, Treasurer) club officers reported, N - not all 3 reported.

***** Abbreviation: N-New, IP-Immediate Past, R-Repeat.




Club Health Assessment for District 202 J through November 2025

			Status	Membership						Reports				Finance	LCIF	
Club Number	Club Name	Charter Date	Times in Status Quo in Past 2 Years	Current Member Count **	YTD Members Added	YTD Members Dropped	YTD Net Growth% ***	Member Count 1 Year Ago	Dropped Members Avg.Length of Service	Months Since Membership Update	Current Officers Reported ****	Current President Repeated Term	VP Reported *****	Last Date Reported Service (mm/yyyy)	Account Balance	YTD Donations
Clubs more than two years old																
23288	ASHBURTON	05/29/1963	Active	50	4	2	4.17%	49	21	0	Y		R	07/2025		\$748.41
53019	ASHBURTON COUNTY	05/05/1992	Active	47	1	1	0.00%	51	8	0	Y		N	10/2025		\$172.52
38703	ASHBURTON PAKEKE	06/03/1980	Active	32	1	1	0.00%	35	10	2	Y		N	06/2025		
29598	DUNEDIN BALMACEWEN	06/28/1974	Active	26	1	3	-7.14%	28	18	1	Y			11/2025		
23326	DUNEDIN HOST	11/01/1961	Active	19	0	0	0.00%	16		2	Y		N	09/2025		
Exc Award (06/30/2018)																
23328	DUNEDIN SOUTH	06/27/1968	Active	12	0	3	-20.00%	16	1	4	Y	3		09/2025		\$90.89
23296	FAIRLIE	08/16/1972	Active	52	2	0	4.00%	51		0	Y		N	11/2025	90+ Days	\$1,798.61
23297	GERALDINE	11/04/1966	Active	58	0	1	-1.69%	59	15	1	Y		N	10/2025		\$575.07
Exc Award (06/30/2021, 06/30/2023)																
141290	Geraldine Districts Lioness	06/18/2020	Active	33	2	1	3.13%	31	5	0	Y	2		06/2025		
23331	GREEN ISLAND	02/10/1971	Active	35	3	3	0.00%	39	10	1	Y	2	R	11/2025		
43914	HINDS AND DISTRICTS	05/22/1984	Active	55	0	0	0.00%	55		5	Y			07/2025		\$1,817.76
32297	LAKE TEKAPO	05/21/1976	Active	35	4	1	9.38%	32	9	1	Y		N	05/2025		\$578.28
35967	MAYFIELD & DISTRICT L C	07/14/1978	Active	60	0	0	0.00%	59		4	Y		N	05/2025		\$596.18
23304	METHVEN	06/21/1967	Active	75	1	1	0.00%	76	5	2	Y		N	11/2025		\$896.18
23340	MILTON	01/24/1968	Active	32	1	1	0.00%	34	10	0	Y		N	03/2025		\$1,640.74
97745	MOSGIEL DISTRICT	03/30/2007	Active	6	5	0	500.00%	0		3	Y	3		06/2023		
Exc Award (06/30/2018)																
53207	NORTH OTAGO	06/01/1992	Active	33	2	1	3.13%	36	32	1	Y			06/2025		
Exc Award (06/30/2016, 06/30/2023)																
23343	OAMARU	06/06/1963	Active	24	0	0	0.00%	24		4	Y		N	08/2025		\$460.06
Exc Award (06/30/2021, 06/30/2023)																
30660	OTAGO PENINSULA	04/29/1975	Active	10	0	0	0.00%	10		5	Y	2		06/2025		
23347	PALMERSTON	05/20/1968	Active	25	0	0	0.00%	27		2	Y	2		04/2023		
Exc Award (06/30/2021)																
42099	PLEASANT POINT	12/27/1982	Active	55	1	2	-1.79%	58	23	2	Y		N	06/2025		
23348	PORT CHALMERS & DISTRICT	06/07/1971	Active	20	0	0	0.00%	21		5	Y		N	10/2025		\$949.35



Club Health Assessment for District 202 J through November 2025

<div>New Zealand International Rowing Federation</div>						Status				Membership				Reports				Finance		LCIF	
						Times in Status Quo in Past 2 Years	Current Member Count **	YTD Members Added	YTD Members Dropped	YTD Net Growth***	Member Count 1 Year Ago	Dropped Members Avg.Length of Service	Months Since Membership Update	Current Officers Reported ****	Current President Repeated Term	VP Reported *****	Last Date Reported Service (mm/yyyy)	Account Balance	YTD Donations		
Club Number	Club Name	Charter Date																			
Exc Award (06/30/2019, 06/30/2021)																					
32251	RAKAIA	05/11/1976	Active	27	0	1	-3.57%	29	7	3	Y			06/2025			\$1,211.84				
35694	STRATH TAIERI	05/26/1978	Active	12	0	0	0.00%	16		5	Y			08/2022							
29321	TAIERI	05/03/1974	Active	43	1	2	-2.27%	43	50	0	Y		N	11/2025	90+ Days						
Exc Award (06/30/2021)																					
29888	TEMUKA	10/31/1974	Active	31	0	2	-6.06%	32	5	0	Y		N	11/2025							
Exc Award (06/30/2016, 06/30/2018, 06/30/2023, 06/30/2024)																					
53208	TEMUKA DISTRICT	06/01/1992	Active	38	0	1	-2.56%	39	38	2	Y		N	11/2025			\$632.58				
Exc Award (06/30/2018, 06/30/2023)																					
23316	TIMARU HOST	12/12/1962	Active	46	5	5	0.00%	47	2	0	Y	3	N	06/2025			\$636.10				
Exc Award (06/30/2023)																					
34229	TIMARU SUBURBAN L C	06/28/1977	Active	27	0	2	-6.90%	33	22	0	Y			10/2025			\$274.61				
34296	WAIANAKARUA	06/27/1977	Active(1)	21	0	0	0.00%	21		5	N	None		06/2025	90+ Days		\$1,174.46				
Exc Award (06/30/2023, 06/30/2024)																					
40324	WAIAREKA VALLEY	08/28/1981	Active	37	1	0	2.78%	41		3	Y		N	11/2025	90+ Days		\$289.14				
Exc Award (06/30/2023, 06/30/2024)																					
23318	WAIMATE	03/27/1969	Active	16	0	4	-20.00%	20	14	3	Y		N	05/2023			\$290.18				
53271	WAIMATE WHITEHORSE	06/11/1992	Active	26	0	1	-3.70%	27	2	4	Y	2		05/2025							
Current Total Clubs Count	YTD New Clubs Count	YTD Cancelled Clubs Count	YTD Net Club Gain	Current Total Members Count	YTD Add	YTD Drop	YTD Net Growth	YTD Net Growth %	Member Count 12 Months Ago	Average Member Count Per Club	% of Clubs with less than 20 members	% No Officer Report in 12 Months	% of Clubs with balance 90+ days	Number of Clubs in Status Quo	% Status Quo Clubs in Financial Suspension	Number of Cancelled Clubs	Average Cancelled Club Age	Members Lost Due to Cancellation	% of Clubs Cancelled for Non-Financial Reasons		
33	0	0	0	1,118	35	39	-4	-0.36%	1,155	34	18%	0%	12%	0	0%	0	0	0	0%		

* - P - Priority Club. Cancellation Reasons: 1-Objectives/conduct, 2-Non-active club, 5-Non-existing club, 6-Disbanding, 7-Merger, 8-Financial Suspension, 9-District/Multiple District Dues.

** Red denotes below 15 active members.

*** Red denotes 20% + loss.

**** Y - all 3 (President, Secretary, Treasurer) club officers reported, N - not all 3 reported.

***** Abbreviation: N-New, IP-Immediate Past, R-Repeat.



Club Health Assessment for District 202 K through November 2025

			Status	Membership						Reports				Finance	LCIF	
Club Number	Club Name	Charter Date	Times in Status Quo in Past 2 Years	Current Member Count **	YTD Members Added	YTD Members Dropped	YTD Net Growth% ***	Member Count 1 Year Ago	Dropped Members Avg.Length of Service	Months Since Membership Update	Current Officers Reported ****	Current President Repeated Term	VP Reported *****	Last Date Reported Service (mm/yyyy)	Account Balance	YTD Donations
Clubs less than two years old																
190648	American Samoa Community College Campus	11/24/2025	Newly Chartered	30	30	0	100.00%	0		0	Y		N			
187801	Mangawhai	08/13/2025	Active	31	32	1	100.00%	0	0	0	Y			11/2025		
180120	Tavua Vatukoula	03/31/2025	Status Quo(1)	18	0	4	-18.18%	0	0	2	Y	2			90+ Days	
Clubs more than two years old																
23097	APIA	07/19/1965	Active(1)	11	0	0	0.00%	11		24	Y	4		12/2024		
32119	AUCKLAND BUSINESS	04/19/1976	Active	2	0	0	0.00%	4		5	N	None				
53161	AUCKLAND HILLCREST Exc Award (06/30/2021)	05/28/1992	Active	30	3	0	11.11%	27		4	Y		R	10/2025		
23100	AVONDALE	10/14/1964	Active	10	0	0	0.00%	7		7	Y		R	09/2025		\$29.26
23089	BA	03/07/1968	Active	15	0	0	0.00%	15		2	Y			11/2025		
34404	BLOCKHOUSE BAY-LYNFIELD L C Exc Award (06/30/2020)	08/04/1977	Active	8	0	0	0.00%	9		5	Y		R	12/2024		\$302.96
32749	BUCKLANDS BEACH Exc Award (06/30/2023)	09/24/1976	Active	13	2	1	8.33%	13	52	0	Y	2		11/2025		\$363.55
23102	CLEVEDON	06/27/1972	Active	5	0	1	-16.67%	7	2	4	Y	8		03/2024		
23198	COROMANDEL	03/03/1971	Active	22	2	2	0.00%	22	7	2	N	2		10/2025		
23103	DARGAVILLE	10/13/1965	Active	20	0	0	0.00%	20		5	Y	2	R	09/2019		
23104	DEVONPORT	05/17/1966	Active	6	0	1	-14.29%	7	10	2	Y	7		06/2019		
23105	EAST COAST BAYS	05/02/1962	Active	4	0	0	0.00%	4		14	Y	6		09/2023		
23106	EDEN EPSOM L C	11/26/1964	Active	11	0	2	-15.38%	15	14	0	Y	3	R	04/2025		\$250.00
23110	HELENSVILLE Exc Award (06/30/2019, 06/30/2024)	09/12/1962	Active	23	0	0	0.00%	24		5	Y	4	N	11/2025		\$760.01
23149	HENDERSON WEST AUCKLAND	08/18/1960	Active	17	0	0	0.00%	16		5	Y		N	10/2024		\$178.85
23111	HIKURANGI Exc Award (06/30/2022)	12/10/1963	Active	23	1	1	0.00%	27	38	2	Y			10/2025		\$234.26
23112	HOWICK Exc Award (06/30/2018, 06/30/2023)	10/16/1961	Active	1	1	5	-80.00%	14	2	0	N			06/2025		\$43.13




Club Health Assessment for District 202 K through November 2025

			Status	Membership						Reports					Finance	LCIF
Club Number	Club Name	Charter Date	Times in Status Quo in Past 2 Years	Current Member Count **	YTD Members Added	YTD Members Dropped	YTD Net Growth% ***	Member Count 1 Year Ago	Dropped Members Avg.Length of Service	Months Since Membership Update	Current Officers Reported ****	Current President Repeated Term	VP Reported *****	Last Date Reported Service (mm/yyyy)	Account Balance	YTD Donations
23113	HUAPAI KUMEU L C	03/10/1970	Active	22	0	0	0.00%	24		3	Y	2	R	02/2024		
23114	KAIKOHE	11/09/1965	Active	10	0	2	-16.67%	12	15	0	Y	2	N	10/2025		\$71.04
23115	KAITAIA	03/04/1964	Active	22	1	7	-21.43%	21	1	0	Y	2		12/2023		
23090	LABASA	01/26/1972	Active	13	0	0	0.00%	12		6	Y			05/2024		
23119	MANGAKAHIA	12/01/1969	Active	19	1	2	-5.00%	22	22	3	Y		R	12/2020		\$111.44
Exc Award (06/30/2018)																
23121	MANGONUI	12/09/1963	Active	30	3	0	11.11%	26		4	Y	4	R	11/2025		
Exc Award (06/30/2019)																
39738	MARSDEN L C	04/01/1981	Active	21	0	1	-4.55%	23	13	0	Y		N	08/2025		
145013	Mercury Bay	02/03/2021	Active	19	0	2	-9.52%	22	3	0	Y		N	11/2025		\$43.13
122590	Nadi	06/24/2014	Active	15	0	0	0.00%	15		5	Y		N	10/2024		
23128	NEW LYNN	10/18/1961	Active	19	0	1	-5.00%	21	16	2	Y		N	11/2025		
23215	NGATEA	04/26/1965	Active	30	1	2	-3.23%	35	3	1	Y			11/2025		\$86.74
29154	OKAIHAU	04/04/1974	Active	22	2	1	4.76%	20	13	2	Y	2		09/2025		\$57.51
23132	ONERAHI AND WHANGAREI HEADS	08/25/1972	Active	11	0	0	0.00%	15		2	Y	2	N	11/2025		
Exc Award (06/30/2023)																
42852	OPONONI & DISTRICT L C	06/30/1983	Active	17	1	1	0.00%	22	42	2	Y	3		09/2025		\$382.27
Exc Award (06/30/2019)																
23133	OREWA	06/23/1964	Active	52	2	1	1.96%	49	1	1	Y		N	10/2025		\$661.33
Exc Award (06/30/2018, 06/30/2019, 06/30/2022, 06/30/2023)																
41930	PAGO PAGO	10/28/1982	Active	23	2	7	-17.86%	28	5	1	Y		R	10/2025		\$20.00
23136	PAKURANGA PANMURE	08/03/1960	Active	18	3	0	20.00%	15		0	Y			11/2025		\$43.37
23137	PAPAKURA	10/05/1964	Active	10	2	0	25.00%	8		4	Y	5	R	10/2025		
Exc Award (06/30/2019)																
36406	PAPAROA	12/29/1978	Active	21	1	0	5.00%	16		3	Y		N	03/2024		
23138	PAPATOETOE	10/02/1961	Active	15	0	0	0.00%	15		3	Y		IP	10/2025		
145947	Pokeno and Districts	04/22/2021	Active	12	1	1	0.00%	14	6	0	Y		N	08/2025		
23141	PUKEKOHE	10/02/1963	Active	19	2	4	-9.52%	22	43	4	Y			11/2025		\$180.76
23143	REMUERA	09/09/1963	Active	23	2	1	4.55%	23	62	0	Y	3	R	11/2024		



Club Health Assessment for District 202 K through November 2025

			Status	Membership						Reports				Finance	LCIF	
Club Number	Club Name	Charter Date	Times in Status Quo in Past 2 Years	Current Member Count **	YTD Members Added	YTD Members Dropped	YTD Net Growth***	Member Count 1 Year Ago	Dropped Members Avg.Length of Service	Months Since Membership Update	Current Officers Reported ****	Current President Repeated Term	VP Reported *****	Last Date Reported Service (mm/yyyy)	Account Balance	YTD Donations
35968	RUAWAI	07/12/1978	Active	17	4	0	30.77%	9		3	Y			03/2025		\$98.31
Exc Award (06/30/2016, 06/30/2023)																
23095	SUVA	06/10/1963	Active	8	0	0	0.00%	9		5	Y			06/2015		
23235	TE KAUWHATA & DISTRICTS	11/25/1969	Active	35	1	1	0.00%	34	12	1	Y		N	09/2024		\$768.35
35495	TUAKAU	04/24/1978	Active	16	0	0	0.00%	18		7	Y		R	10/2025		
45013	WAIMAUKU	05/31/1985	Active	15	0	2	-11.76%	17	40	4	Y		R	08/2025		
23148	WAIPU	08/02/1966	Active	50	7	30	-31.51%	65	1	2	Y		N	08/2025		
23151	WAIUKU	11/11/1965	Active	22	1	2	-4.35%	24	36	2	Y		IP	08/2025		
23152	WARKWORTH	02/03/1966	Active	18	1	0	5.88%	21		2	Y			08/2025		\$287.59
Exc Award (06/30/2023)																
53042	WARKWORTH KOWHAI COAST	05/01/1992	Active	18	0	1	-5.26%	19	16	2	Y	7		08/2025		
23153	WELLSFORD	10/10/1966	Active	24	0	2	-7.69%	21	12	2	Y		N	09/2025		
29753	WHANGAMATA	08/22/1974	Active(1)	25	1	0	4.17%	29		2	Y			10/2025		
Exc Award (06/30/2019)																
23154	WHANGAREI	11/29/1960	Active	20	0	0	0.00%	21		0	Y	7		05/2021		\$186.26
Exc Award (06/30/2019)																
38196	WHANGAREI MID WESTERN	03/13/1980	Active	15	0	2	-11.76%	17	3	3	N		IP	01/2024		
23243	WHITIANGA	09/25/1965	Active	27	1	1	0.00%	27	3	0	Y	2	R	11/2025		\$239.77
Exc Award (06/30/2023)																

Clubs Cancelled Previous Fiscal Year – Clubs Cancelled within last 12 months may be reinstated

Club Number	Club Name	Charter Date	Current Status*	Cancellation Date
23116	KAMO	05/31/1966	Cancelled(6*)	08/29/2024
33184	TUTUKAKA COAST	12/31/1976	Cancelled(6*)	05/29/2025
96935	WHANGAREI HATEA	04/14/2006	Cancelled(6*)	09/29/2024

Current Total Clubs Count	YTD New Clubs Count	YTD Cancelled Clubs Count	YTD Net Club Gain	Current Total Members Count	YTD Add	YTD Drop	YTD Net Growth	YTD Net Growth %	Member Count 12 Months Ago	Average Member Count Per Club	% of Clubs with less than 20 members	% No Officer Report in 12 Months	% of Clubs with balance 90+ days	Number of Clubs in Status Quo	% Status Quo Clubs in Financial Suspension	Number of Cancelled Clubs	Average Cancelled Club Age	Members Lost Due to Cancellation	% of Clubs Cancelled for Non-Financial Reasons
57	2	0	2	1,073	111	92	19	1.80%	1,053	19	58%	0%	2%	1	100%	0	0	0	0%



Club Health Assessment for District 202 K through November 2025

INTERNATIONAL

			Status	Membership					Reports				Finance	LCIF		
Club Number	Club Name	Charter Date	Times in Status Quo in Past 2 Years	Current Member Count **	YTD Members Added	YTD Members Dropped	YTD Net Growth% ***	Member Count 1 Year Ago	Dropped Members Avg.Length of Service	Months Since Membership Update	Current Officers Reported ****	Current President Repeated Term	VP Reported *****	Last Date Reported Service (mm/yyyy)	Account Balance	YTD Donations

* - P - Priority Club. Cancellation Reasons: 1-Objectives/conduct, 2-Non-active club, 5-Non-existing club, 6-Disbanding, 7-Merger, 8-Financial Suspension, 9-District/Multiple District Dues.

** Red denotes below 15 active members.

*** Red denotes 20% + loss.

**** Y - all 3 (President, Secretary, Treasurer) club officers reported, N - not all 3 reported.

***** Abbreviation: N-New, IP-Immediate Past, R-Repeat.



Club Health Assessment for District 202 L through November 2025

			Status	Membership						Reports				Finance	LCIF	
Club Number	Club Name	Charter Date	Times in Status Quo in Past 2 Years	Current Member Count **	YTD Members Added	YTD Members Dropped	YTD Net Growth% ***	Member Count 1 Year Ago	Dropped Members Avg.Length of Service	Months Since Membership Update	Current Officers Reported ****	Current President Repeated Term	VP Reported *****	Last Date Reported Service (mm/yyyy)	Account Balance	YTD Donations
Clubs more than two years old																
29780	BETHLEHEM - TE PUNA	08/22/1974	Active	15	0	2	-11.76%	21	18	0	Y		N	04/2025		
	Exc Award (06/30/2016)															
23197	CAMBRIDGE	12/07/1961	Active	83	2	1	1.22%	87	14	0	Y		N	11/2025		\$450.00
23199	EDGECEMBE	09/10/1964	Active	17	0	7	-29.17%	24	23	1	Y	2		02/2019		
35828	HAMILTON DINSDALE	06/19/1978	Active	25	0	1	-3.85%	26	2	1	Y		N	10/2025		
	Exc Award (06/30/2023, 06/30/2024)															
23204	HAMILTON EAST HAMILTON	06/21/1965	Active	16	2	0	14.29%	11		2	Y	5		07/2025		
30114	HAMILTON SOUTH HAMILTON	01/06/1975	Cancelled(6*)	0	0	1	-100.00%	18	19	4	N	None		12/2022		
36923	HINUERA-TE POI L C	04/09/1979	Active	31	0	0	0.00%	32		1	Y		N	11/2025		
23205	HUNTLY	01/31/1961	Active	23	0	0	0.00%	20		2	N	None		12/2021		
23206	KATIKATI	11/10/1970	Active	41	4	3	2.50%	41	21	0	Y			11/2025		\$351.92
	Exc Award (06/30/2016, 06/30/2017, 06/30/2018, 06/30/2023)															
33376	KIHIKIHI	02/23/1977	Active	27	0	0	0.00%	28		0	Y	3		04/2025		
23210	MATAMATA	12/04/1958	Active	24	2	6	-14.29%	31	8	0	Y		N	11/2025	90+ Days	\$339.14
	Exc Award (06/30/2022)															
23211	MORRINSVILLE	05/05/1959	Active	79	3	2	1.28%	74	26	0	Y	2		11/2025		
	Exc Award (06/30/2022, 06/30/2023)															
37747	MOUNT PIRONGIA L C	11/30/1979	Active	16	0	0	0.00%	17		1	Y			11/2025		
23212	MT MAUNGANUI	06/21/1958	Active	17	0	1	-5.56%	19	55	2	Y			11/2025		
23214	NGARUAWAHIA	05/29/1963	Active(2)	10	0	0	0.00%	10		2	Y	5		04/2024		
	Exc Award (06/30/2023)															
23216	NGONGOTAHA	10/12/1965	Cancelled(6*)	0	0	0	0.00%	8		5	N	None		05/2024		
119728	North Hamilton	06/20/2013	Active	7	2	0	40.00%	5		2	Y	6		11/2025		
33625	OHAUPO-NGAHINAPOURI L C	04/04/1977	Active	18	0	1	-5.26%	18	1	1	Y		N	09/2025		\$118.40
23217	OHOPE BEACH	06/19/1972	Active	24	0	0	0.00%	23		2	Y		R	06/2022		
46437	OMOKOROA AND DISTRICTS	06/26/1986	Active	25	2	0	8.70%	26		2	Y	2	R	10/2025		
23218	OPOTIKI	06/19/1967	Active	16	0	1	-5.88%	16	47	2	Y	4		10/2019		
	Exc Award (06/30/2016)															



Club Health Assessment for District 202 L through November 2025

			Status	Membership						Reports				Finance	LCIF	
Club Number	Club Name	Charter Date	Times in Status Quo in Past 2 Years	Current Member Count **	YTD Members Added	YTD Members Dropped	YTD Net Growth% ***	Member Count 1 Year Ago	Dropped Members Avg.Length of Service	Months Since Membership Update	Current Officers Reported ****	Current President Repeated Term	VP Reported *****	Last Date Reported Service (mm/yyyy)	Account Balance	YTD Donations
23219	OTOROHANGA	08/24/1964	Active	30	1	2	-3.23%	30	36	2	Y		N	11/2025		
23220	PAEROA	08/16/1960	Active	29	0	2	-6.45%	33	22	2	Y			09/2025		
37378	PAPAMOA	06/27/1979	Active	29	0	0	0.00%	28		2	Y		R	09/2025		\$257.53
Exc Award (06/30/2023)																
23222	PIO PIO	08/25/1972	Active	23	0	0	0.00%	23		2	Y			11/2025		
154207	Pyes Pa Tauriko	04/18/2023	Active	34	1	2	-2.86%	32	7	1	Y		N	11/2025		
23224	RAGLAN	08/25/1972	Active	19	0	0	0.00%	19		2	Y	5		03/2024		
29752	REPOROA	08/06/1974	Active	25	0	1	-3.85%	23	15	1	Y			03/2025		\$202.35
32447	ROTORUA EAST	06/25/1976	Active	12	2	0	20.00%	8		0	Y			11/2025		\$197.96
Exc Award (06/30/2018)																
52797	ROTORUA SULPHUR CITY	04/07/1992	Active	17	1	0	6.25%	17		2	Y	2	R	11/2025		\$196.69
23227	TAHUNA & DISTRICTS L C	06/06/1973	Active	28	3	0	12.00%	27		0	Y		N	11/2025		\$237.54
124149	Tamahere	02/09/2015	Active	23	0	0	0.00%	22		2	Y			10/2025		
Exc Award (06/30/2018)																
23228	TANEATUA	11/21/1966	Active	18	0	0	0.00%	19		2	Y	4				
36404	TAUPO LAKELAND	12/29/1978	Active	22	4	0	22.22%	15		2	Y	2	N	10/2025		
39562	TAUPO PAKEKE	03/05/1981	Active	23	1	3	-8.00%	26	32	2	Y			07/2025		\$586.53
62821	TAURANGA CITY SUNRISE	02/28/2000	Active	25	0	0	0.00%	26		5	Y	2	N	11/2025		
52524	TAURANGA HARBOUR	02/19/1992	Active	14	1	1	0.00%	15	8	0	Y			11/2025		\$230.03
23201	TAURANGA MOANA	10/14/1965	Active	29	4	2	7.41%	32	26	1	Y			10/2025		
Exc Award (06/30/2016)																
23231	TE AROHA	05/22/1962	Active	25	1	0	4.17%	25		4	Y	2	N	02/2025		\$230.03
59319	TE AROHA MOUNTAIN	04/01/1997	Active	21	1	0	5.00%	21		2	Y	2		10/2025		
23232	TE AWAMUTU	05/01/1961	Active	24	0	0	0.00%	24		2	Y		N	10/2025		
Exc Award (06/30/2024)																
23233	TE KUITI	09/17/1963	Active	11	0	0	0.00%	9		5	Y	2		11/2025		\$258.78
Exc Award (06/30/2023)																
53684	TE PUKE KIWI COAST	09/17/1992	Active	33	4	1	10.00%	34	16	0	Y	2		10/2025		
53372	TEAWAMUTU ROSETOWN	06/15/1992	Active	32	2	0	6.67%	31		0	Y	2	N	11/2025		\$258.78
Exc Award (06/30/2017)																



Club Health Assessment for District 202 L through November 2025

			Status	Membership						Reports				Finance	LCIF	
Club Number	Club Name	Charter Date	Times in Status Quo in Past 2 Years	Current Member Count **	YTD Members Added	YTD Members Dropped	YTD Net Growth% ***	Member Count 1 Year Ago	Dropped Members Avg.Length of Service	Months Since Membership Update	Current Officers Reported ****	Current President Repeated Term	VP Reported *****	Last Date Reported Service (mm/yyyy)	Account Balance	YTD Donations
23238	TIRAU	11/27/1973	Active	34	1	1	0.00%	36	1	1	Y	2	R	11/2025		\$199.42
23239	TOKOROA	08/09/1962	Active	31	1	0	3.33%	31		4	Y			07/2022		
53130	TOKOROA & DIST L C	05/19/1992	Active	13	0	0	0.00%	15		8	Y			06/2025		\$177.60
33186	TOKOROA CITY	12/31/1976	Active	33	0	1	-2.94%	34	9	0	Y		N	06/2025		\$296.01
Exc Award (06/30/2016, 06/30/2019)																
23241	WAIHI	09/29/1965	Active	47	6	1	11.90%	43	2	0	Y	3		11/2025		\$395.91
Exc Award (06/30/2018, 06/30/2024)																
40376	WELCOME BAY L C	09/15/1981	Cancelled(6*)	0	0	14	-100.00%	15	20	0	N	None		12/2024		
34228	WHAKATANE KOPEOPEO	06/28/1977	Active	23	0	0	0.00%	24		2	Y	2	N	11/2025		\$136.16

Clubs Cancelled Previous Fiscal Year – Clubs Cancelled within last 12 months may be reinstated

Club Number	Club Name	Charter Date	Current Status*	Cancellation Date
35829	HAMILTON ST ANDREWS	06/14/1978	Cancelled(6*)	06/29/2025

Current Total Clubs Count	YTD New Clubs Count	YTD Cancelled Clubs Count	YTD Net Club Gain	Current Total Members Count	YTD Add	YTD Drop	YTD Net Growth	YTD Net Growth %	Member Count 12 Months Ago	Average Member Count Per Club	% of Clubs with less than 20 members	% No Officer Report in 12 Months	% of Clubs with balance 90+ days	Number of Clubs in Status Quo	% Status Quo Clubs in Financial Suspension	Number of Cancelled Clubs	Average Cancelled Club Age	Members Lost Due to Cancellation	% of Clubs Cancelled for Non-Financial Reasons
48	0	3	-3	1,241	51	57	-6	-0.48%	1,292	26	33%	0%	2%	0	0%	3	67	15	100%

* - P - Priority Club. Cancellation Reasons: 1-Objectives/conduct, 2-Non-active club, 5-Non-existing club, 6-Disbanding, 7-Merger, 8-Financial Suspension, 9-District/Multiple District Dues.

** Red denotes below 15 active members.

*** Red denotes 20% + loss.

**** Y - all 3 (President, Secretary, Treasurer) club officers reported, N - not all 3 reported.

***** Abbreviation: N-New, IP-Immediate Past, R-Repeat.



Club Health Assessment for District 202 M through November 2025

			Status	Membership						Reports				Finance	LCIF	
Club Number	Club Name	Charter Date	Times in Status Quo in Past 2 Years	Current Member Count **	YTD Members Added	YTD Members Dropped	YTD Net Growth% ***	Member Count 1 Year Ago	Dropped Members Avg.Length of Service	Months Since Membership Update	Current Officers Reported ****	Current President Repeated Term	VP Reported *****	Last Date Reported Service (mm/yyyy)	Account Balance	YTD Donations
Clubs more than two years old																
32296	AOTEA RAILWAY	05/25/1976	Active	13	0	0	0.00%	13		3	Y			11/2025		
	Exc Award (06/30/2025)															
127747	Aotearoa	06/07/2016	Cancelled(6*)	0	0	1	-100.00%	9	19	4	N	None		01/2024		
23156	CARTERTON	09/18/1969	Active	28	3	2	3.70%	28	22	0	Y		N	11/2025		
53016	CARTERTON CENTRAL	05/01/1992	Active	21	3	0	16.67%	19		1	Y		N	02/2024		
23157	DANNEVIRKE HOST	02/21/1962	Active	37	0	0	0.00%	39		2	Y		N	11/2025		
23159	EASTBOURNE	06/06/1972	Active	18	6	2	28.57%	14	1	0	Y	7	R	06/2025		\$586.53
23163	GISBORNE HOST	09/18/1961	Active	21	4	0	23.53%	17		3	Y	2		11/2025		\$404.79
	Exc Award (06/30/2023)															
32750	GISBORNE WAINUI	09/09/1976	Active	20	0	0	0.00%	21		4	Y	3		09/2025		\$575.07
	Exc Award (06/30/2022)															
23165	GREYTOWN	11/13/1972	Active	29	2	1	3.57%	26	51	2	Y		N	03/2023		\$166.77
23166	HASTINGS HOST	10/11/1961	Active	46	0	1	-2.13%	46	34	4	Y		N	10/2025		\$451.92
52874	HASTINGS PIONEER	04/14/1992	Active	24	1	0	4.35%	30		0	Y			11/2025		\$136.16
	Exc Award (06/30/2022, 06/30/2023)															
23168	JOHNSONVILLE	03/25/1969	Active	25	1	1	0.00%	23	3	0	N			11/2025		
	Exc Award (06/30/2018, 06/30/2023)															
66683	KAPAKAPANUI	10/09/2002	Active	18	0	1	-5.26%	21	22	0	Y		N	11/2025		
	Exc Award (06/30/2022, 06/30/2023)															
23254	KAPITI	05/16/1963	Active	22	0	0	0.00%	23		5	Y	7		12/2024		\$578.28
	Exc Award (06/30/2024)															
41388	KAPITI PAKEKE	05/25/1982	Active	13	0	0	0.00%	13		4	Y		N	09/2025		
23169	KARORI	05/06/1969	Active	33	2	1	3.13%	31	5	0	Y	2	N	11/2025		\$875.07
	Exc Award (06/30/2016, 06/30/2017, 06/30/2021, 06/30/2023)															
30619	LEVIN WAIIOPEHU	04/16/1975	Active	16	0	0	0.00%	17		4	N	None	N	03/2024		
23170	LOWER HUTT HOST	12/07/1960	Active	22	1	1	0.00%	25	2	1	Y	2	R	11/2025		\$1,776.04
	Exc Award (06/30/2023, 06/30/2024)															
23258	MANA	12/12/1972	Active	34	0	0	0.00%	32		6	Y		N	11/2025		\$196.61
	Exc Award (06/30/2016, 06/30/2018, 06/30/2023)															



Club Health Assessment for District 202 M through November 2025

			Membership							Reports				Finance		LCIF
Club Number	Club Name	Charter Date	Times in Status Quo in Past 2 Years	Current Member Count **	YTD Members Added	YTD Members Dropped	YTD Net Growth% ***	Member Count 1 Year Ago	Dropped Members Avg.Length of Service	Months Since Membership Update	Current Officers Reported ****	Current President Repeated Term	VP Reported *****	Last Date Reported Service (mm/yyyy)	Account Balance	YTD Donations
23173	MARTINBOROUGH	02/15/1966	Active	32	1	2	-3.03%	34	28	0	Y		N	02/2023		
23172	MASTERTON HOST WAIPOUA	11/16/1957	Active	32	0	1	-3.03%	33	14	2	Y		N	11/2025		
23174	NAPIER HOST	07/19/1961	Active	25	3	0	13.64%	23		1	Y		N	10/2025		
53060	NAPIER SPIRIT	05/08/1992	Active	13	0	1	-7.14%	17	18	2	Y			11/2025		
23177	NORSEWOOD	12/29/1972	Active	23	0	0	0.00%	23		4	Y			06/2024		
23178	PAHIATUA	03/06/1963	Active	17	0	0	0.00%	18		5	Y		R	10/2023		\$289.14
53371	PAHIATUA & WOODVILLE T DIST LC	06/15/1992	Active	18	0	0	0.00%	17		7	Y		IP	06/2025		
23181	RIMUTAKA	09/29/1972	Active	14	0	1	-6.67%	16	42	0	N		IP	11/2025		
29155	SILVERSTREAM	04/12/1974	Active	18	1	2	-5.26%	22	15	2	Y		IP	10/2025		\$172.52
Exc Award (06/30/2023)																
30744	TAKAPAU	05/12/1975	Active	27	2	0	8.00%	29		1	Y		N	07/2025		
23279	TAWA	02/16/1966	Active	18	0	0	0.00%	20		6	Y	2		06/2024		\$894.27
Exc Award (06/30/2016)																
23281	WAIKANAE	07/12/1973	Active	54	6	3	5.88%	47	20	0	Y		N	10/2025		\$75.00
Exc Award (06/30/2023)																
23188	WAINUIOMATA	05/10/1965	Active	19	0	1	-5.00%	20	5	1	Y	3		11/2025		\$69.39
23189	WAIPAWA DISTRICT L C	05/16/1968	Active	22	1	1	0.00%	21	1	0	Y	2	N	05/2024		
53551	WAIROA LIGHTHOUSE	07/28/1992	Active	19	0	0	0.00%	22		4	Y		N	09/2024		\$500.31
23196	WOODVILLE	06/13/1966	Active	32	4	2	6.67%	34	19	0	Y			12/2022		

Clubs Cancelled Previous Fiscal Year – Clubs Cancelled within last 12 months may be reinstated

Club Number	Club Name	Charter Date	Current Status*	Cancellation Date
23192	WELLINGTON HOST	10/20/1958	Cancelled(6*)	08/29/2024
23194	WELLINGTON NORTH INC LC	05/16/1968	Cancelled(6*)	08/29/2024

Current Total Clubs Count	YTD New Clubs Count	YTD Cancelled Clubs Count	YTD Net Club Gain	Current Total Members Count	YTD Add	YTD Drop	YTD Net Growth	YTD Net Growth %	Member Count 12 Months Ago	Average Member Count Per Club	% of Clubs with less than 20 members	% No Officer Report in 12 Months	% of Clubs with balance 90+ days	Number of Clubs in Status Quo	% Status Quo Clubs in Financial Suspension	Number of Cancelled Clubs	Average Cancelled Club Age	Members Lost Due to Cancellation	% of Clubs Cancelled for Non-Financial Reasons
34	0	1	-1	823	41	25	16	1.98%	843	24	38%	0%	0%	0	0%	1	131	1	100%



Club Health Assessment for District 202 M through November 2025

			Status		Membership					Reports					Finance	LCIF
Club Number	Club Name	Charter Date	Times in Status Quo in Past 2 Years	Current Member Count **	YTD Members Added	YTD Members Dropped	YTD Net Growth% ***	Member Count 1 Year Ago	Dropped Members Avg.Length of Service	Months Since Membership Update	Current Officers Reported ****	Current President Repeated Term	VP Reported *****	Last Date Reported Service (mm/yyyy)	Account Balance	YTD Donations

* - P - Priority Club. Cancellation Reasons: 1-Objectives/conduct, 2-Non-active club, 5-Non-existing club, 6-Disbanding, 7-Merger, 8-Financial Suspension, 9-District/Multiple District Dues.

** Red denotes below 15 active members.

*** Red denotes 20% + loss.

**** Y - all 3 (President, Secretary, Treasurer) club officers reported, N - not all 3 reported.

***** Abbreviation: N-New, IP-Immediate Past, R-Repeat.